



The Henley Passport Index is the original and most authoritative ranking of all the world's passports according to the number of destinations their holders can access without a prior visa. The index includes 199 passports and 227 travel destinations, giving users the most extensive and reliable information about their global access and mobility.

With historical data spanning 17 years and regularly updated expert analysis on the latest shifts in passport power, the index is an invaluable resource for global citizens and the standard reference tool for government policy in this field.

Powered by
International Air Transport Association



Robust, reliable, and accurate

The ranking is based on exclusive data from the [International Air Transport Association \(IATA\)](#), which maintains the world’s largest and most accurate database of travel information, and is enhanced by the *Henley & Partners* Research Department.

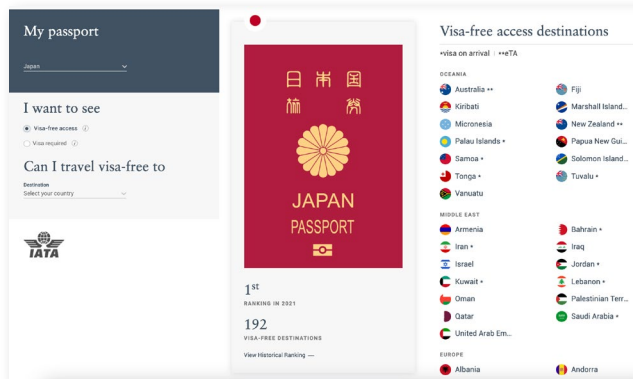
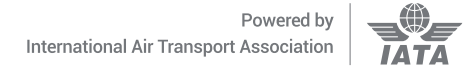
The index’s scoring system was developed to give users a nuanced, practical, and reliable overview of their passport’s power. Each passport is scored on the total number of destinations that the holder can access visa-free. For each travel destination, if no visa is required, then a score of 1 is allocated for that passport. This also applies if passport holders can obtain a visa on arrival, a visitor’s permit, or an electronic travel authority (ETA) upon entry.

Where a visa is required, or where a passport holder must apply for a government-approved electronic visa (e-Visa) before departure, a score of 0 is assigned. The same applies if they need pre-departure approval for a visa on arrival.

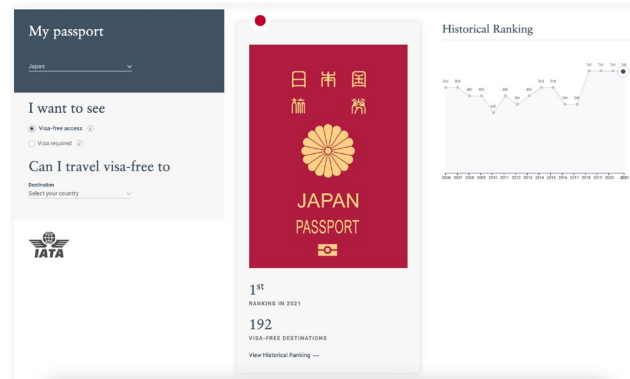
Explore the world

As well as discovering the strength of your own passport, [www.henleyglobal.com/passport-index](#) allows you to compare your passport to others, find out the differences in visa-free access, and see where your passport ranks regionally and globally.

[www.henleyglobal.com/passport-index](#) also gives you access to 17 years’ worth of historical data, so you can see how the strength of your passport has changed over the years and view the top climbers and fallers on the index.



Find out where you can travel visa-free



View your passport’s ranking over 17 years



Compare your passport power

Rank	Passport	Visa-free score
1	Japan	192
	Singapore	
2	Germany	190
	South Korea	
3	Finland	189
	Italy	
	Luxembourg	
	Spain	
4	Austria	188
	Denmark	
	France	
	Netherlands	
	Sweden	
5	Ireland	187
	Portugal	
6	Belgium	186
	New Zealand	
	Norway	
	Switzerland	
	United Kingdom	
	United States	
7	Australia	185
	Canada	
	Czech Republic	
	Greece	
	Malta	
8	Hungary	183
	Poland	
9	Lithuania	182
	Slovakia	
10	Estonia	181
	Latvia	
	Slovenia	
11	Iceland	180
12	Malaysia	179
13	Liechtenstein	178
14	Cyprus	176
15	United Arab Emirates	175
16	Chile	174
	Monaco	
	Romania	
17	Bulgaria	173
	Croatia	
18	Hong Kong (SAR China)	171
19	Argentina	170
20	Brazil	169
	San Marino	
21	Andorra	168
22	Brunei	166
23	Barbados	161
24	Israel	159
	Mexico	
25	St. Kitts and Nevis	157
26	Bahamas	155
27	Uruguay	153
	Vatican City	
28	Seychelles	152
29	St. Vincent and the Grenadines	151
30	Antigua and Barbuda	150
	Costa Rica	
	Trinidad and Tobago	
31	Mauritius	146
	St. Lucia	
32	Taiwan (Chinese Taipei)	145
33	Dominica	144
	Grenada	
	Macao (SAR China)	
34	Panama	142
35	Paraguay	141
	Ukraine	
36	Peru	135
	Serbia	
	Vanuatu	
37	El Salvador	134
38	Guatemala	133
	Honduras	
39	Colombia	131
	Samoa	
	Solomon Islands	
40	Tonga	129
	Venezuela	
41	Nicaragua	127
	Tuvalu	
42	North Macedonia	125
43	Kiribati	123
	Montenegro	
44	Marshall Islands	122
45	Moldova	120
46	Palau Islands	119
	Russian Federation	
47	Bosnia and Herzegovina	117
	Micronesia	
48	Georgia	115
49	Albania	114
50	Turkey	110
51	South Africa	104
52	Belize	101
53	Qatar	97
54	Kuwait	95
55	Timor-Leste	93
56	Ecuador	91
57	Nauru	89
58	Fiji	88
	Maldives	
59	Guyana	87
60	Botswana	86
61	Jamaica	85
62	Bahrain	84
63	Papua New Guinea	82
64	China	80
	Oman	
65	Belarus	79
	Bolivia	
	Saudi Arabia	
	Thailand	
66	Namibia	78
67	Lesotho	77
	Suriname	
68	Kazakhstan	75
69	eSwatini	74
70	Malawi	73
71	Kenya	72
	Tanzania	
72	Indonesia	71
	Tunisia	
	Zambia	
73	Dominican Republic	70
74	Azerbaijan	69
75	The Gambia	68
76	Uganda	67
77	Cape Verde Islands	66
	Philippines	
78	Armenia	65
	Zimbabwe	
79	Cuba	64
	Ghana	
	Morocco	
80	Kyrgyzstan	63
	Sierra Leone	
81	Mozambique	62
82	Benin	61
	Mongolia	
	Rwanda	
83	Sao Tome and Principe	60
84	India	59
	Mauritania	
	Tajikistan	
85	Burkina Faso	58
86	Gabon	57
	Uzbekistan	
87	Cote d'Ivoire	56
	Senegal	
88	Equatorial Guinea	55
	Madagascar	
89	Guinea	54
	Mali	
	Togo	
	Vietnam	
90	Bhutan	53
	Cambodia	
	Chad	
	Comoro Islands	
	Niger	
91	Algeria	52
	Central African Republic	
	Egypt	
	Guinea-Bissau	
	Jordan	
	Turkmenistan	
92	Burundi	51
93	Angola	50
	Cameroon	
	Laos	
94	Liberia	49
95	Congo (Rep.)	48
	Haiti	
96	Djibouti	47
97	Myanmar	46
98	Ethiopia	45
	Nigeria	
99	South Sudan	44
100	Eritrea	43
101	Congo (Dem. Rep.)	42
	Iran	
102	Lebanon	41
	Sri Lanka	
	Sudan	
103	Bangladesh	40
	Kosovo	
	Libya	
104	North Korea	39
105	Nepal	37
	Palestinian Territory	
106	Somalia	34
107	Yemen	33
108	Pakistan	31
109	Syria	29
110	Iraq	28
111	Afghanistan	26

The information provided here reflects the Henley Passport Index ranking on 11 January 2022, and in certain instances, coronavirus-related travel bans may take precedence over the visa information recorded here.

Residence and citizenship by investment programs enable nations to grant residence or citizenship rights to individuals in exchange for a substantial investment.

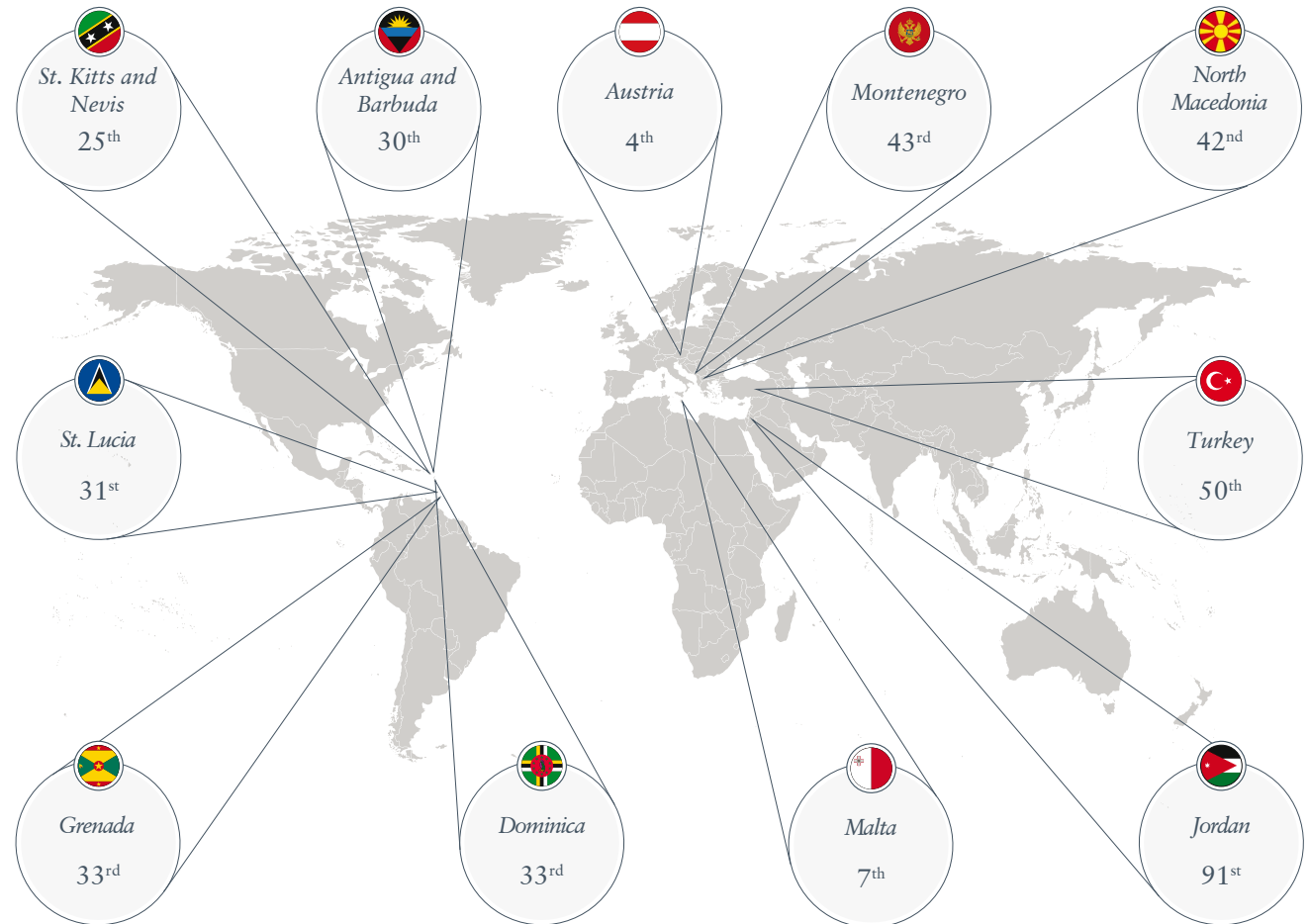
Citizenship by investment refers to the process whereby qualified and carefully vetted candidates are granted full citizenship in exchange for their significant economic contribution to the passport-issuing state.

Residence by investment refers to a similar process, but candidates in this case are granted temporary residence, which can be extended to permanent residence or, in some cases, citizenship at a later stage.

For individuals, the key benefits of holding an alternative passport include expanded travel mobility, access to business and educational opportunities on a global scale, ease of asset diversification, and improved safety and security in a rapidly changing world.

For host countries, the foreign direct investment secured through investment migration programs creates both sovereign and societal value. Debt-free liquidity is injected into the economy, resulting in additional capital flows both to the public sector — encouraging fiscal autonomy, diversifying the economy, and creating employment opportunities — and to the private sector, in the form of investments in existing enterprises, infrastructure, start-ups, and real estate.

More than 100 countries have residence and citizenship by investment legislation in place, and over 60% of EU member states have active programs.



Passport rankings of countries hosting citizenship by investment programs

The information provided here reflects the Henley Passport Index ranking on 11 January 2022, and in certain instances, coronavirus-related travel bans may take precedence over the visa information recorded here.

Austria



Rank: 4th

EUR 3 million

188 destinations

Including Canada, Hong Kong, Japan, Singapore, the UAE, the UK, the USA, and Europe's Schengen Area

Malta



Rank: 7th

EUR 738,000

185 destinations

Including Canada, Hong Kong, Japan, Singapore, the UAE, the UK, the USA, and Europe's Schengen Area

St. Kitts and Nevis



Rank: 25th

USD 150,000

157 destinations

Including Hong Kong, Russia, Singapore, the UK, and Europe's Schengen Area

Antigua and Barbuda



Rank: 30th

USD 100,000

150 destinations

Including Hong Kong, Singapore, the UK, and Europe's Schengen Area

St. Lucia



Rank: 31st

USD 100,000

146 destinations

Including Hong Kong, Singapore, the UK, and Europe's Schengen Area

Grenada



Rank: 33rd

USD 150,000

144 destinations

Including China, Hong Kong, Singapore, the UK, and Europe's Schengen Area

Dominica



Rank: 33rd

USD 100,000

144 destinations

Including China, Hong Kong, Singapore, the UK, and Europe's Schengen Area

North Macedonia



Rank: 42nd

EUR 200,000

125 destinations

Including Hong Kong, Japan, Singapore, Turkey, and Europe's Schengen Area

Montenegro



Rank: 43rd

EUR 350,000

123 destinations

Including Hong Kong, Singapore, the UAE, and Europe's Schengen Area

Turkey



Rank: 50th

USD 250,000

110 destinations

Including Hong Kong, Japan, and Singapore

Jordan



Rank: 91st

USD 750,000

52 destinations

Including Egypt, Hong Kong, Macao, and Turkey

The information provided here reflects the Henley Passport Index ranking on 11 January 2022, and in certain instances, coronavirus-related travel bans may take precedence over the visa information recorded here.

*The amounts listed above are the minimum investment required and are subject to change without notice, based on price fluctuations implemented by the governments of the respective program countries.

Henley & Partners is the global leader in residence and citizenship by investment. Each year, hundreds of wealthy individuals and their advisors rely on our expertise and experience in this area. The firm's highly qualified professionals work together as one team in over 35 offices worldwide.

The concept of residence and citizenship by investment was created by Henley & Partners in the 1990s. As globalization has expanded, residence and citizenship have become topics of significant interest among the increasing number of internationally mobile entrepreneurs and investors whom we proudly serve every day.

The firm also runs a leading government advisory practice that has raised more than USD 10 billion in foreign direct investment. Trusted by governments, the firm has been involved in strategic consulting and in the design, set-up, and operation of the world's most successful residence and citizenship programs.

Contact your nearest global office for a free private consultation today.

Antigua and Barbuda
+1 514 288 1997
antigua@henleyglobal.com

Australia
+61 3 8680 2525
australia@henleyglobal.com

Austria
+43 1 361 6110
austria@henleyglobal.com

Bangladesh
+880 9611 88 8647
bangladesh@henleyglobal.com

Canada
+1 514 288 1997
canada@henleyglobal.com

China
+86 21 6137 3213
china@henleyglobal.com

Cyprus
+357 2531 1844
cyprus@henleyglobal.com

Dubai (UAE)
+971 4 392 7722
dubai@henleyglobal.com

Grenada
+1 514 288 1997
grenada@henleyglobal.com

Hong Kong
+852 3101 4100
hongkong@henleyglobal.com

India
+9122 6110 0780
india@henleyglobal.com

Indonesia
+ 62 21 515 7649
indonesia@henleyglobal.com

Latvia
+371 66 05 10 09
latvia@henleyglobal.com

Malaysia
+603 2731 9340
malaysia@henleyglobal.com

Malta
+356 2138 7400
malta@henleyglobal.com

Montenegro
+382 20 674 074
montenegro@henleyglobal.com

Nigeria
+234 14 489 277
nigeria@henleyglobal.com

Pakistan
+9221 3582 6264
pakistan@henleyglobal.com

Philippines
+63 2 8669 2771
philippines@henleyglobal.com

Portugal
+351 213 970 977
portugal@henleyglobal.com

Singapore
+65 6438 7117
singapore@henleyglobal.com

South Africa
+27 21 850 0524
southafrica@henleyglobal.com

South Korea
+82 2 2008 4664
korea@henleyglobal.com

Spain
+34 93 122 2164
spain@henleyglobal.com

Sri Lanka
+94 11 743 0207
srilanka@henleyglobal.com

St. Kitts and Nevis
+1 514 288 1997
stkitts@henleyglobal.com

St. Lucia
+1 514 288 1997
stlucia@henleyglobal.com

Switzerland
+41 44 266 22 22
switzerland@henleyglobal.com

Thailand
+662 126 8147
thailand@henleyglobal.com

Turkey
+90 212 373 9588
turkey@henleyglobal.com

United Kingdom
+44 207 823 1010
uk@henleyglobal.com

Vietnam
+84 28 3827 1797
vietnam@henleyglobal.com

www.henleyglobal.com/passport-index