



The Henley Passport Index is the original and most authoritative ranking of all the world's passports according to the number of destinations their holders can access without a prior visa. The index includes 199 passports and 227 travel destinations, giving users the most extensive and reliable information about their global access and mobility.

With historical data spanning 17 years and regularly updated expert analysis on the latest shifts in passport power, the index is an invaluable resource for global citizens and the standard reference tool for government policy in this field.

Powered by  
International Air Transport Association



## Robust, reliable, and accurate

The ranking is based on exclusive data from the [International Air Transport Association \(IATA\)](#), which maintains the world's largest and most accurate database of travel information, and is enhanced by the *Henley & Partners* Research Department.

The index's scoring system was developed to give users a nuanced, practical, and reliable overview of their passport's power. Each passport is scored on the total number of destinations that the holder can access visa-free. For each travel destination, if no visa is required, then a score of 1 is allocated for that passport. This also applies if passport holders can obtain a visa on arrival, a visitor's permit, or an electronic travel authority (ETA) upon entry.

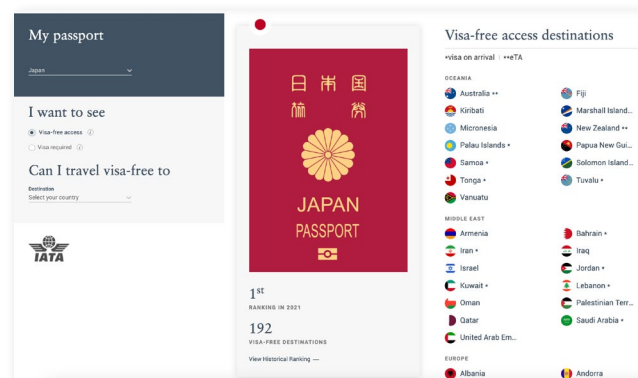
Where a visa is required, or where a passport holder must apply for a government-approved electronic visa (e-Visa) before departure, a score of 0 is assigned. The same applies if they need pre-departure approval for a visa on arrival.

## Explore the world

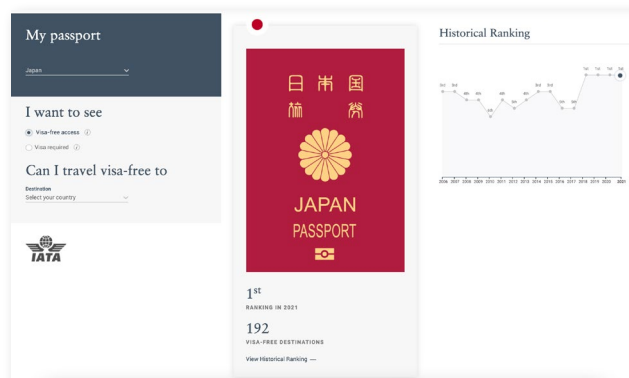
As well as discovering the strength of your own passport, [www.henleyglobal.com/passport-index](http://www.henleyglobal.com/passport-index) allows you to compare your passport to others, find out the differences in visa-free access, and see where your passport ranks regionally and globally.

[www.henleyglobal.com/passport-index](http://www.henleyglobal.com/passport-index) also gives you access to 17 years' worth of historical data, so you can see how the strength of your passport has changed over the years and view the top climbers and fallers on the index.

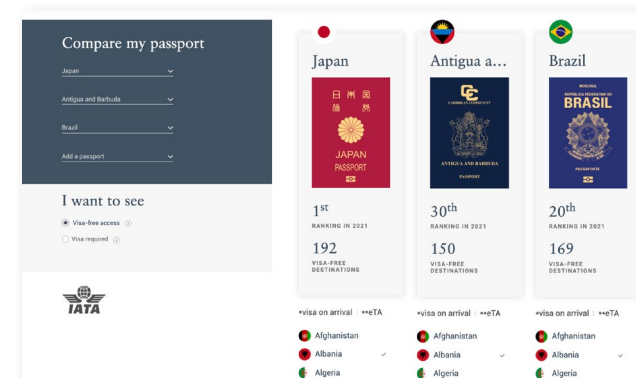
Powered by  
International Air Transport Association



Find out where you can travel visa-free



View your passport's ranking over 17 years



Compare your passport power

Rank	Passport	Visa-free score		
1	<div><div></div><div>Japan</div></div> <div><div></div><div>Singapore</div></div>	192		
	2	<div><div></div><div>Germany</div></div> <div><div></div><div>South Korea</div></div>	190	
3	<div><div></div><div>Finland</div></div> <div><div></div><div>Italy</div></div> <div><div></div><div>Luxembourg</div></div> <div><div></div><div>Spain</div></div>	189		
	4	<div><div></div><div>Austria</div></div> <div><div></div><div>Denmark</div></div> <div><div></div><div>France</div></div> <div><div></div><div>Netherlands</div></div> <div><div></div><div>Sweden</div></div>	188	
		5	<div><div></div><div>Ireland</div></div> <div><div></div><div>Portugal</div></div>	187
			6	<div><div></div><div>Belgium</div></div> <div><div></div><div>New Zealand</div></div> <div><div></div><div>Norway</div></div> <div><div></div><div>Switzerland</div></div> <div><div></div><div>United Kingdom</div></div> <div><div></div><div>United States</div></div>
7		<div><div></div><div>Australia</div></div> <div><div></div><div>Canada</div></div> <div><div></div><div>Czech Republic</div></div> <div><div></div><div>Greece</div></div> <div><div></div><div>Malta</div></div>		185
		8		<div><div></div><div>Hungary</div></div> <div><div></div><div>Poland</div></div>
	9			<div><div></div><div>Lithuania</div></div> <div><div></div><div>Slovakia</div></div>
		10		<div><div></div><div>Estonia</div></div> <div><div></div><div>Latvia</div></div> <div><div></div><div>Slovenia</div></div>
	11			<div><div></div><div>Iceland</div></div>
12				<div><div></div><div>Malaysia</div></div>
	13		<div><div></div><div>Liechtenstein</div></div>	178
14	<div><div></div><div>Cyprus</div></div>	176		
15	<div><div></div><div>United Arab Emirates</div></div>	175		
16	<div><div></div><div>Chile</div></div> <div><div></div><div>Monaco</div></div> <div><div></div><div>Romania</div></div>	174		
	17	<div><div></div><div>Bulgaria</div></div> <div><div></div><div>Croatia</div></div>	173	
		18	<div><div></div><div>Hong Kong (SAR China)</div></div>	171
19	<div><div></div><div>Argentina</div></div>	170		
20	<div><div></div><div>Brazil</div></div> <div><div></div><div>San Marino</div></div>	169		
	21	<div><div></div><div>Andorra</div></div>	168	
22	<div><div></div><div>Brunei</div></div>	166		
23	<div><div></div><div>Barbados</div></div>	161		
	24	<div><div></div><div>Israel</div></div> <div><div></div><div>Mexico</div></div>	159	
25		<div><div></div><div>St. Kitts and Nevis</div></div>	157	
26	<div><div></div><div>Bahamas</div></div>	155		
27	<div><div></div><div>Uruguay</div></div> <div><div></div><div>Vatican City</div></div>	153		
28	<div><div></div><div>Seychelles</div></div>	152		
29	<div><div></div><div>St. Vincent and the Grenadines</div></div>	151		
30	<div><div></div><div>Antigua and Barbuda</div></div> <div><div></div><div>Costa Rica</div></div> <div><div></div><div>Trinidad and Tobago</div></div>	150		
	31	<div><div></div><div>Mauritius</div></div> <div><div></div><div>St. Lucia</div></div>	146	
		32	<div><div></div><div>Taiwan (Chinese Taipei)</div></div>	145
33	<div><div></div><div>Dominica</div></div> <div><div></div><div>Grenada</div></div> <div><div></div><div>Macao (SAR China)</div></div>	144		
	34	<div><div></div><div>Panama</div></div>	142	
35	<div><div></div><div>Paraguay</div></div> <div><div></div><div>Ukraine</div></div>	141		
	36	<div><div></div><div>Peru</div></div> <div><div></div><div>Serbia</div></div> <div><div></div><div>Vanuatu</div></div>	135	
37		<div><div></div><div>El Salvador</div></div>	134	
38		<div><div></div><div>Guatemala</div></div> <div><div></div><div>Honduras</div></div>	133	
	39	<div><div></div><div>Colombia</div></div> <div><div></div><div>Samoa</div></div> <div><div></div><div>Solomon Islands</div></div>	131	
40		<div><div></div><div>Tonga</div></div> <div><div></div><div>Venezuela</div></div>	129	
		41	<div><div></div><div>Nicaragua</div></div> <div><div></div><div>Tuvalu</div></div>	127
42	<div><div></div><div>North Macedonia</div></div>	125		
43	<div><div></div><div>Kiribati</div></div> <div><div></div><div>Montenegro</div></div>	123		
	44	<div><div></div><div>Marshall Islands</div></div>	122	
45	<div><div></div><div>Moldova</div></div>	120		
46	<div><div></div><div>Palau Islands</div></div> <div><div></div><div>Russian Federation</div></div>	119		
	47	<div><div></div><div>Bosnia and Herzegovina</div></div> <div><div></div><div>Micronesia</div></div>	117	
48	<div><div></div><div>Georgia</div></div>	115		
49	<div><div></div><div>Albania</div></div>	114		
50	<div><div></div><div>Turkey</div></div>	110		
51	<div><div></div><div>South Africa</div></div>	104		
52	<div><div></div><div>Belize</div></div>	101		
53	<div><div></div><div>Qatar</div></div>	97		
54	<div><div></div><div>Kuwait</div></div>	95		
55	<div><div></div><div>Timor-Leste</div></div>	93		
56	<div><div></div><div>Ecuador</div></div>	91		
57	<div><div></div><div>Nauru</div></div>	89		
58	<div><div></div><div>Fiji</div></div> <div><div></div><div>Maldives</div></div>	88		
	59	<div><div></div><div>Guyana</div></div>	87	
60	<div><div></div><div>Botswana</div></div>	86		
61	<div><div></div><div>Jamaica</div></div>	85		
62	<div><div></div><div>Bahrain</div></div>	84		
63	<div><div></div><div>Papua New Guinea</div></div>	82		
64	<div><div></div><div>China</div></div> <div><div></div><div>Oman</div></div>	80		
	65	<div><div></div><div>Belarus</div></div> <div><div></div><div>Bolivia</div></div> <div><div></div><div>Saudi Arabia</div></div> <div><div></div><div>Thailand</div></div>	79	
66		<div><div></div><div>Namibia</div></div>	78	
67		<div><div></div><div>Lesotho</div></div> <div><div></div><div>Suriname</div></div>	77	
		68	<div><div></div><div>Kazakhstan</div></div>	75
69	<div><div></div><div>eSwatini</div></div>	74		
70	<div><div></div><div>Malawi</div></div> <div><div></div><div>Tanzania</div></div>	73		
	72	<div><div></div><div>Indonesia</div></div>	71	
73	<div><div></div><div>Tunisia</div></div> <div><div></div><div>Zambia</div></div>	70		
	74	<div><div></div><div>Dominican Republic</div></div>	69	
75	<div><div></div><div>The Gambia</div></div>	68		
76	<div><div></div><div>Uganda</div></div>	67		
77	<div><div></div><div>Cape Verde Islands</div></div> <div><div></div><div>Philippines</div></div>	66		
	78	<div><div></div><div>Armenia</div></div> <div><div></div><div>Zimbabwe</div></div>	65	
79	<div><div></div><div>Cuba</div></div>	64		
80	<div><div></div><div>Morocco</div></div> <div><div></div><div>Kyrgyzstan</div></div>	63		
	81	<div><div></div><div>Sierra Leone</div></div>	62	
82	<div><div></div><div>Mozambique</div></div> <div><div></div><div>Benin</div></div> <div><div></div><div>Mongolia</div></div> <div><div></div><div>Rwanda</div></div>	61		
83	<div><div></div><div>Sao Tome and Principe</div></div>	60		
84	<div><div></div><div>India</div></div> <div><div></div><div>Mauritania</div></div> <div><div></div><div>Tajikistan</div></div>	59		
	85	<div><div></div><div>Burkina Faso</div></div>	58	
86	<div><div></div><div>Gabon</div></div> <div><div></div><div>Uzbekistan</div></div>	57		
87	<div><div></div><div>Cote d'Ivoire</div></div> <div><div></div><div>Senegal</div></div>	56		
	88	<div><div></div><div>Equatorial Guinea</div></div> <div><div></div><div>Madagascar</div></div>	55	
89	<div><div></div><div>Guinea</div></div> <div><div></div><div>Mali</div></div> <div><div></div><div>Togo</div></div> <div><div></div><div>Vietnam</div></div>	54		
	90	<div><div></div><div>Bhutan</div></div> <div><div></div><div>Cambodia</div></div> <div><div></div><div>Chad</div></div> <div><div></div><div>Comoro Islands</div></div> <div><div></div><div>Niger</div></div>	53	
	91	<div><div></div><div>Algeria</div></div> <div><div></div><div>Central African Republic</div></div> <div><div></div><div>Egypt</div></div> <div><div></div><div>Guinea-Bissau</div></div> <div><div></div><div>Jordan</div></div> <div><div></div><div>Turkmenistan</div></div>	52	
		92	<div><div></div><div>Burundi</div></div>	51
93		<div><div></div><div>Angola</div></div> <div><div></div><div>Cameroon</div></div> <div><div></div><div>Laos</div></div>	50	
		94	<div><div></div><div>Liberia</div></div>	49
		95	<div><div></div><div>Congo (Rep.)</div></div> <div><div></div><div>Haiti</div></div>	48
96	<div><div></div><div>Djibouti</div></div>	47		
97	<div><div></div><div>Myanmar</div></div>	46		
98	<div><div></div><div>Ethiopia</div></div> <div><div></div><div>Nigeria</div></div>	45		
	99	<div><div></div><div>South Sudan</div></div>	44	
100	<div><div></div><div>Eritrea</div></div>	43		
101	<div><div></div><div>Congo (Dem. Rep.)</div></div> <div><div></div><div>Iran</div></div>	42		
	102	<div><div></div><div>Lebanon</div></div> <div><div></div><div>Sri Lanka</div></div> <div><div></div><div>Sudan</div></div>	41	
103	<div><div></div><div>Bangladesh</div></div> <div><div></div><div>Kosovo</div></div> <div><div></div><div>Libya</div></div>	40		
	104	<div><div></div><div>North Korea</div></div>	39	
105	<div><div></div><div>Nepal</div></div> <div><div></div><div>Palestinian Territory</div></div>	37		
106	<div><div></div><div>Somalia</div></div>	34		
107	<div><div></div><div>Yemen</div></div>	33		
108	<div><div></div><div>Pakistan</div></div>	31		
109	<div><div></div><div>Syria</div></div>	29		
110	<div><div></div><div>Iraq</div></div>	28		
111	<div><div></div><div>Afghanistan</div></div>	26		

The information provided here reflects the Henley Passport Index ranking on 11 January 2022, and in certain instances, coronavirus-related travel bans may take precedence over the visa information recorded here.



Residence and citizenship by investment programs enable nations to grant residence or citizenship rights to individuals in exchange for a substantial investment.

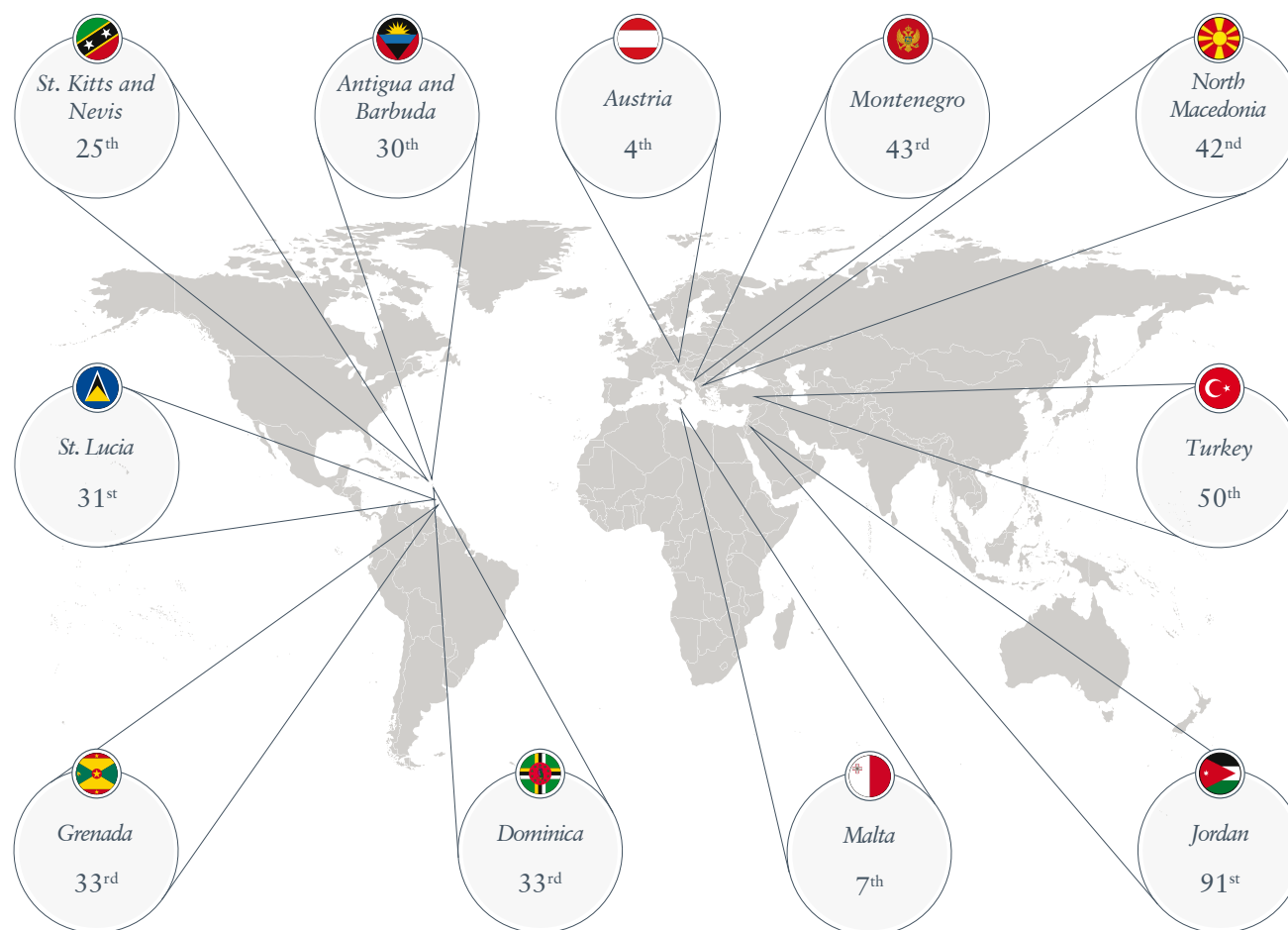
Citizenship by investment refers to the process whereby qualified and carefully vetted candidates are granted full citizenship in exchange for their significant economic contribution to the passport-issuing state.

Residence by investment refers to a similar process, but candidates in this case are granted temporary residence, which can be extended to permanent residence or, in some cases, citizenship at a later stage.

For individuals, the key benefits of holding an alternative passport include expanded travel mobility, access to business and educational opportunities on a global scale, ease of asset diversification, and improved safety and security in a rapidly changing world.

For host countries, the foreign direct investment secured through investment migration programs creates both sovereign and societal value. Debt-free liquidity is injected into the economy, resulting in additional capital flows both to the public sector — encouraging fiscal autonomy, diversifying the economy, and creating employment opportunities — and to the private sector, in the form of investments in existing enterprises, infrastructure, start-ups, and real estate.

More than 100 countries have residence and citizenship by investment legislation in place, and over 60% of EU member states have active programs.



*Passport rankings of countries hosting citizenship by investment programs*

The information provided here reflects the Henley Passport Index ranking on 11 January 2022, and in certain instances, coronavirus-related travel bans may take precedence over the visa information recorded here.

### *Austria*


Rank: 4<sup>th</sup>
**EUR 3 million**

#### **188 destinations**

Including Canada, Hong Kong, Japan, Singapore, the UAE, the UK, the USA, and Europe's Schengen Area

### *Malta*


Rank: 7<sup>th</sup>
**EUR 738,000**

#### **185 destinations**

Including Canada, Hong Kong, Japan, Singapore, the UAE, the UK, the USA, and Europe's Schengen Area

### *St. Kitts and Nevis*


Rank: 25<sup>th</sup>
**USD 150,000**

#### **157 destinations**

Including Hong Kong, Russia, Singapore, the UK, and Europe's Schengen Area

### *Antigua and Barbuda*


Rank: 30<sup>th</sup>
**USD 100,000**

#### **150 destinations**

Including Hong Kong, Singapore, the UK, and Europe's Schengen Area

### *St. Lucia*


Rank: 31<sup>st</sup>
**USD 100,000**

#### **146 destinations**

Including Hong Kong, Singapore, the UK, and Europe's Schengen Area

### *Grenada*


Rank: 33<sup>rd</sup>
**USD 150,000**

#### **144 destinations**

Including China, Hong Kong, Singapore, the UK, and Europe's Schengen Area

### *Dominica*


Rank: 33<sup>rd</sup>
**USD 100,000**

#### **144 destinations**

Visit [henleyglobal.com/passport-index](https://henleyglobal.com/passport-index) for more information

### *North Macedonia*


Rank: 42<sup>nd</sup>
**EUR 200,000**

#### **125 destinations**

Including Hong Kong, Japan, Singapore, Turkey, and Europe's Schengen Area

### *Montenegro*


Rank: 43<sup>rd</sup>
**EUR 350,000**

#### **123 destinations**

Including Hong Kong, Singapore, the UAE, and Europe's Schengen Area

### *Turkey*


Rank: 50<sup>th</sup>
**USD 250,000**

#### **110 destinations**

Including Hong Kong, Japan, and Singapore

### *Jordan*


Rank: 91<sup>st</sup>
**USD 750,000**

#### **52 destinations**

Including Egypt, Hong Kong, Macao, and Turkey

The information provided here reflects the Henley Passport Index ranking on 11 January 2022, and in certain instances, coronavirus-related travel bans may take precedence over the visa information recorded here.

\*The amounts listed above are the minimum investment required and are subject to change without notice, based on price fluctuations implemented by the governments of the respective program countries.

Henley & Partners is the global leader in residence and citizenship by investment. Each year, hundreds of wealthy individuals and their advisors rely on our expertise and experience in this area. The firm's highly qualified professionals work together as one team in over 35 offices worldwide.

The concept of residence and citizenship by investment was created by Henley & Partners in the 1990s. As globalization has expanded, residence and citizenship have become topics of significant interest among the increasing number of internationally mobile entrepreneurs and investors whom we proudly serve every day.

The firm also runs a leading government advisory practice that has raised more than USD 10 billion in foreign direct investment. Trusted by governments, the firm has been involved in strategic consulting and in the design, set-up, and operation of the world's most successful residence and citizenship programs.

Contact your nearest global office for a free private consultation today.

Antigua and Barbuda  
+1 514 288 1997  
antigua@henleyglobal.com

Australia  
+61 3 8680 2525  
australia@henleyglobal.com

Austria  
+43 1 361 6110  
austria@henleyglobal.com

Bangladesh  
+880 9611 88 8647  
bangladesh@henleyglobal.com

Canada  
+1 514 288 1997  
canada@henleyglobal.com

China  
+86 21 6137 3213  
china@henleyglobal.com

Cyprus  
+357 2531 1844  
cyprus@henleyglobal.com

Dubai (UAE)  
+971 4 392 7722  
dubai@henleyglobal.com

Grenada  
+1 514 288 1997  
grenada@henleyglobal.com

Hong Kong  
+852 3101 4100  
hongkong@henleyglobal.com

India  
+9122 6110 0780  
india@henleyglobal.com

Indonesia  
+62 21 515 7649  
indonesia@henleyglobal.com

Latvia  
+371 66 05 10 09  
latvia@henleyglobal.com

Malaysia  
+603 2731 9340  
malaysia@henleyglobal.com

Malta  
+356 2138 7400  
malta@henleyglobal.com

Montenegro  
+382 20 674 074  
montenegro@henleyglobal.com

Nigeria  
+234 12 797 541  
nigeria@henleyglobal.com

Pakistan  
+9221 3582 6264  
pakistan@henleyglobal.com

Philippines  
+63 2 8669 2771  
philippines@henleyglobal.com

Portugal  
+351 213 970 977  
portugal@henleyglobal.com

Singapore  
+65 6438 7117  
singapore@henleyglobal.com

South Africa  
+27 21 850 0524  
southafrica@henleyglobal.com

South Korea  
+82 2 2008 4664  
korea@henleyglobal.com

Spain  
+34 93 122 2164  
spain@henleyglobal.com

Sri Lanka  
+94 11 743 0207  
srilanka@henleyglobal.com

St. Kitts and Nevis  
+1 514 288 1997  
stkitts@henleyglobal.com

St. Lucia  
+1 514 288 1997  
stlucia@henleyglobal.com

Switzerland  
+41 44 266 22 22  
switzerland@henleyglobal.com

Thailand  
+662 126 8147  
thailand@henleyglobal.com

Turkey  
+90 212 373 9588  
turkey@henleyglobal.com

United Kingdom  
+44 207 823 1010  
uk@henleyglobal.com

Vietnam  
+84 28 3827 1797  
vietnam@henleyglobal.com

[www.henleyglobal.com/passport-index](https://www.henleyglobal.com/passport-index)