




The Henley Passport Index is the original and most authoritative ranking of all the world's passports according to the number of destinations their holders can access without a prior visa. The index includes 199 passports and 227 travel destinations, giving users the most extensive and reliable information about their global access and mobility.

With historical data spanning 17 years and regularly updated expert analysis on the latest shifts in passport power, the index is an invaluable resource for global citizens and the standard reference tool for government policy in this field.

Powered by
International Air Transport Association 

Robust, reliable, and accurate

The ranking is based on exclusive data from the [International Air Transport Association \(IATA\)](#), which maintains the world’s largest and most accurate database of travel information, and is enhanced by the *Henley & Partners* Research Department.

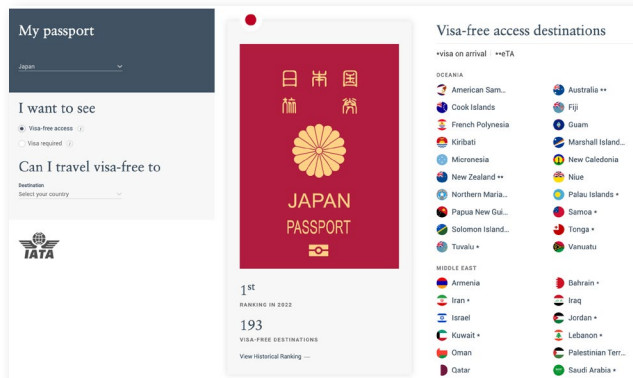
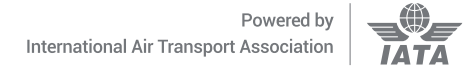
The index’s scoring system was developed to give users a nuanced, practical, and reliable overview of their passport’s power. Each passport is scored on the total number of destinations that the holder can access visa-free. For each travel destination, if no visa is required, then a score of 1 is allocated for that passport. This also applies if passport holders can obtain a visa on arrival, a visitor’s permit, or an electronic travel authority (ETA) upon entry.

Where a visa is required, or where a passport holder must apply for a government-approved electronic visa (e-Visa) before departure, a score of 0 is assigned. The same applies if they need pre-departure approval for a visa on arrival.

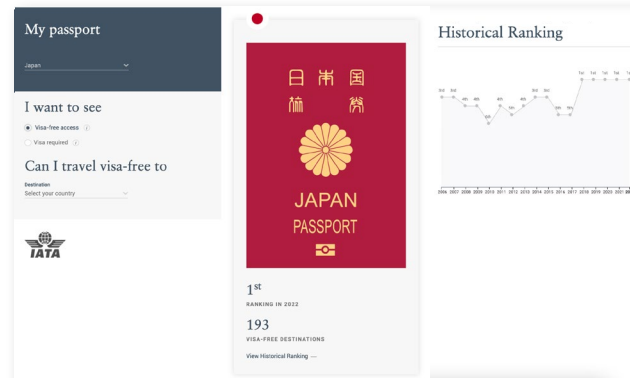
Explore the world

As well as discovering the strength of your own passport, [www.henleyglobal.com/passport-index](#) allows you to compare your passport to others, find out the differences in visa-free access, and see where your passport ranks regionally and globally.

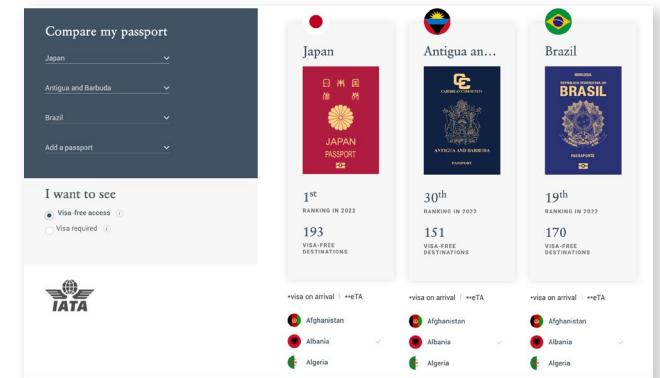
[www.henleyglobal.com/passport-index](#) also gives you access to 17 years’ worth of historical data, so you can see how the strength of your passport has changed over the years and view the top climbers and fallers on the index.



Find out where you can travel visa-free



View your passport’s ranking over 17 years



Compare your passport power

Rank	Passport	Visa-free score
1	Japan	193
2	Singapore	192
3	South Korea	190
3	Germany	190
3	Spain	190
4	Finland	189
4	Italy	189
4	Luxembourg	189
5	Austria	188
5	Denmark	188
5	Netherlands	188
5	Sweden	188
6	France	187
6	Ireland	187
6	Portugal	187
6	United Kingdom	187
7	Belgium	186
7	New Zealand	186
7	Norway	186
7	Switzerland	186
7	United States	186
8	Australia	185
8	Canada	185
8	Czech Republic	185
8	Greece	185
8	Malta	185
9	Hungary	183
10	Lithuania	182
10	Poland	182
10	Slovakia	182
11	Estonia	181
11	Latvia	181
11	Slovenia	181
12	Iceland	180
13	Malaysia	179
14	Liechtenstein	178
15	Cyprus	176
15	United Arab Emirates	176
16	Chile	174
16	Monaco	174
16	Romania	174
17	Bulgaria	173
17	Croatia	173
18	Hong Kong (SAR China)	171
19	Argentina	170
19	Brazil	170
20	San Marino	169
21	Andorra	168
22	Brunei	166
23	Barbados	163
24	Israel	159
24	Mexico	159
25	St. Kitts and Nevis	157
26	Bahamas	155
27	Vatican City	154
28	Seychelles	153
28	Uruguay	153
29	St. Vincent and the Grenadines	152
30	Antigua and Barbuda	151
30	Trinidad and Tobago	151
31	Costa Rica	150
32	St. Lucia	147
33	Grenada	146
33	Mauritius	146
34	Dominica	145
34	Taiwan (Chinese Taipei)	145
35	Macao (SAR China)	144
35	Ukraine	144
36	Panama	143
37	Paraguay	142
38	Peru	136
38	Serbia	136
39	El Salvador	134
40	Guatemala	133
40	Honduras	133
41	Colombia	132
41	Samoa	132
41	Solomon Islands	132
42	Tonga	130
43	Venezuela	129
44	Nicaragua	128
44	Tuvalu	128
45	North Macedonia	125
46	Kiribati	124
46	Montenegro	124
47	Marshall Islands	123
48	Moldova	121
49	Palau Islands	120
50	Russian Federation	119
51	Bosnia and Herzegovina	118
51	Micronesia	118
52	Georgia	116
53	Albania	115
54	Türkiye	110
55	South Africa	105
56	Belize	103
57	Qatar	99
58	Vanuatu	98
59	Kuwait	96
60	Timor-Leste	94
61	Ecuador	92
62	Nauru	90
63	Fiji	89
63	Maldives	89
64	Guyana	88
65	Botswana	87
65	Jamaica	87
66	Bahrain	86
67	Papua New Guinea	83
68	Oman	81
68	Saudi Arabia	81
69	Bolivia	80
69	China	80
70	Namibia	79
70	Thailand	79
71	Belarus	78
72	Lesotho	77
72	Suriname	77
73	Kazakhstan	76
74	eSwatini	75
75	Malawi	74
76	Indonesia	72
76	Kenya	72
76	Tanzania	72
76	Zambia	72
77	Tunisia	71
78	Azerbaijan	70
78	Dominican Republic	70
79	The Gambia	69
80	Cape Verde Islands	67
80	Philippines	67
81	Uganda	66
81	Armenia	66
81	Zimbabwe	66
82	Cuba	65
82	Ghana	65
83	Morocco	64
83	Kyrgyzstan	64
84	Mozambique	63
85	Benin	62
85	Mongolia	62
86	Rwanda	61
86	Sao Tome and Principe	61
87	India	60
87	Mauritania	60
87	Tajikistan	60
88	Burkina Faso	59
88	Uzbekistan	59
89	Gabon	58
90	Cote d'Ivoire	57
90	Senegal	57
91	Equatorial Guinea	56
91	Madagascar	56
92	Guinea	55
92	Mali	55
92	Togo	55
92	Vietnam	55
93	Bhutan	54
93	Cambodia	54
93	Chad	54
93	Comoro Islands	54
93	Niger	54
94	Algeria	53
94	Central African Republic	53
94	Egypt	53
94	Guinea-Bissau	53
94	Jordan	53
94	Turkmenistan	53
95	Angola	51
96	Burundi	50
96	Cameroon	50
96	Laos	50
96	Liberia	50
97	Congo (Rep.)	49
97	Haiti	49
98	Djibouti	48
99	Myanmar	47
100	Ethiopia	46
100	Nigeria	46
101	Eritrea	44
101	South Sudan	44
102	Iran	43
103	Congo (Dem. Rep.)	42
103	Lebanon	42
103	Sri Lanka	42
104	Sudan	41
104	Bangladesh	41
104	Kosovo	41
105	Libya	40
105	North Korea	40
106	Nepal	38
106	Palestinian Territory	38
107	Somalia	35
108	Yemen	34
109	Pakistan	32
110	Syria	30
111	Iraq	29
112	Afghanistan	27

The information provided here reflects the Henley Passport Index ranking on 19 July 2022, and in certain instances, coronavirus-related travel bans may take precedence over the visa information recorded here.

Residence and citizenship by investment programs enable nations to grant residence or citizenship rights to individuals in exchange for a substantial investment.

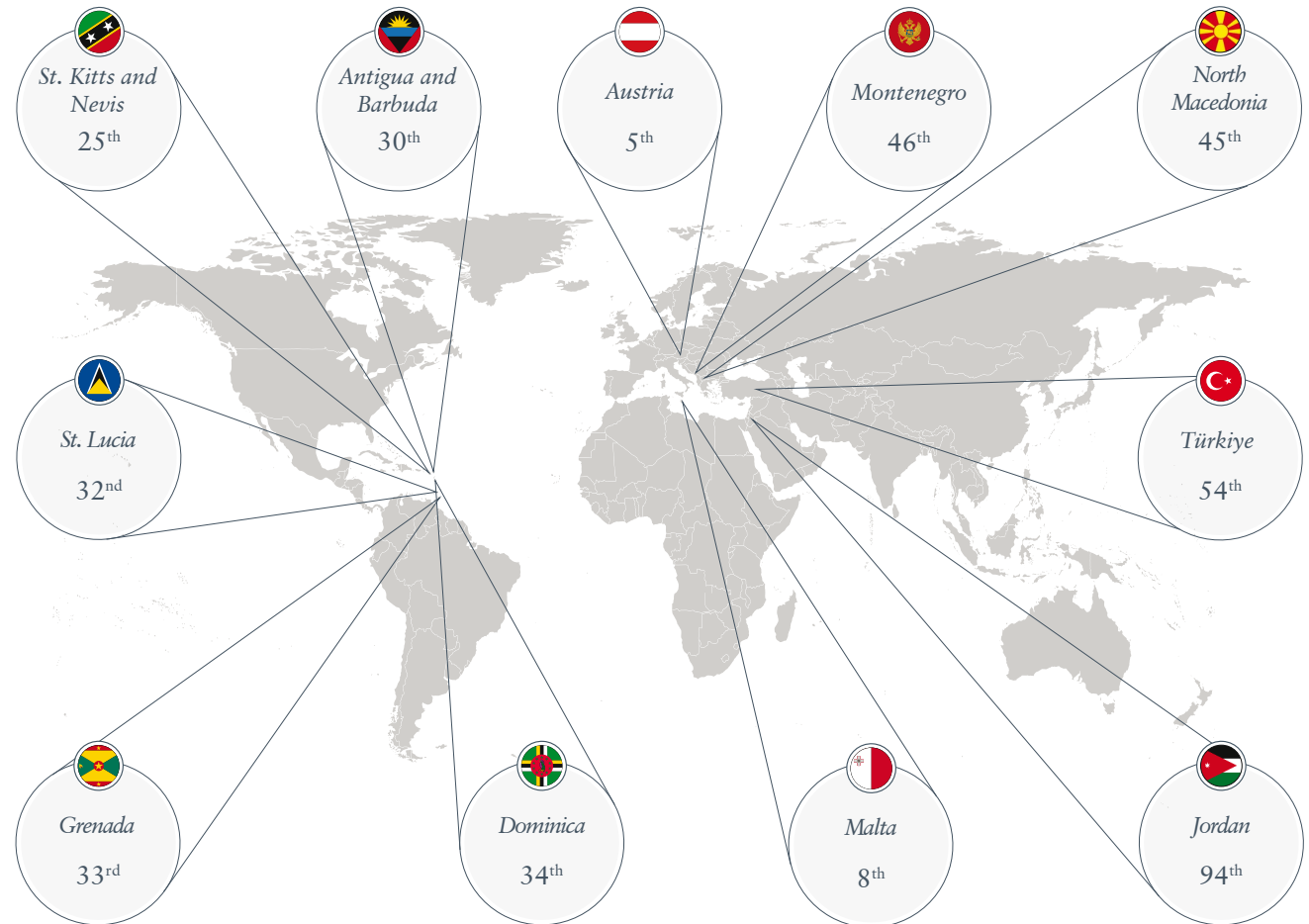
Citizenship by investment refers to the process whereby qualified and carefully vetted candidates are granted full citizenship in exchange for their significant economic contribution to the passport-issuing state.

Residence by investment refers to a similar process, but candidates in this case are granted temporary residence, which can be extended to permanent residence or, in some cases, citizenship at a later stage.

For individuals, the key benefits of holding an alternative passport include expanded travel mobility, access to business and educational opportunities on a global scale, ease of asset diversification, and improved safety and security in a rapidly changing world.

For host countries, the foreign direct investment secured through investment migration programs creates both sovereign and societal value. Debt-free liquidity is injected into the economy, resulting in additional capital flows both to the public sector — encouraging fiscal autonomy, diversifying the economy, and creating employment opportunities — and to the private sector, in the form of investments in existing enterprises, infrastructure, start-ups, and real estate.

More than 100 countries have residence and citizenship by investment legislation in place, and over 60% of EU member states have active programs.



Passport rankings of countries hosting citizenship by investment programs

The information provided here reflects the Henley Passport Index ranking on 19 July 2022, and in certain instances, coronavirus-related travel bans may take precedence over the visa information recorded here.

Austria



Rank: 5th

Substantial contribution

188 destinations

Including Canada, Hong Kong, Japan, Singapore, the UAE, the UK, the USA, and Europe's Schengen Area

Malta



Rank: 8th

EUR 738,000

185 destinations

Including Canada, Hong Kong, Japan, Singapore, the UAE, the UK, the USA, and Europe's Schengen Area

St. Kitts and Nevis



Rank: 25th

USD 150,000

157 destinations

Including Hong Kong, Russia, Singapore, the UK, and Europe's Schengen Area

Antigua and Barbuda



Rank: 30th

USD 100,000

151 destinations

Including Hong Kong, Singapore, the UK, and Europe's Schengen Area

St. Lucia



Rank: 32nd

USD 100,000

147 destinations

Including Hong Kong, Singapore, the UK, and Europe's Schengen Area

Grenada



Rank: 33rd

USD 150,000

146 destinations

Including China, Hong Kong, Singapore, the UK, and Europe's Schengen Area

Dominica



Rank: 34th

USD 100,000

145 destinations

Including China, Hong Kong, Singapore, the UK, and Europe's Schengen Area

North Macedonia



Rank: 45th

EUR 200,000

125 destinations

Including Hong Kong, Japan, Singapore, Türkiye, and Europe's Schengen Area

Montenegro



Rank: 46th

EUR 450,000

124 destinations

Including Hong Kong, Singapore, the UAE, and Europe's Schengen Area

Türkiye



Rank: 54th

USD 400,000

110 destinations

Including Hong Kong, Japan, and Singapore

Jordan



Rank: 94th

USD 750,000

53 destinations

Including Egypt, Hong Kong, Macao, and Türkiye

The information provided here reflects the Henley Passport Index ranking on 19 July 2022, and in certain instances, coronavirus-related travel bans may take precedence over the visa information recorded here.

*The amounts listed above are the minimum investment required and are subject to change without notice, based on price fluctuations implemented by the governments of the respective program countries.

Henley & Partners is the global leader in residence and citizenship by investment. Each year, hundreds of wealthy individuals and their advisors rely on our expertise and experience in this area. The firm's highly qualified professionals work together as one team in over 35 offices worldwide.

The concept of residence and citizenship by investment was created by Henley & Partners in the 1990s. As globalization has expanded, residence and citizenship have become topics of significant interest among the increasing number of internationally mobile entrepreneurs and investors whom we proudly serve every day.

The firm also runs a leading government advisory practice that has raised more than USD 10 billion in foreign direct investment. Trusted by governments, the firm has been involved in strategic consulting and in the design, set-up, and operation of the world's most successful residence and citizenship programs.

Contact your nearest global office for a free private consultation today.

Antigua and Barbuda
+1 514 288 1997
antigua@henleyglobal.com

Australia
+61 3 8680 2525
australia@henleyglobal.com

Austria
+43 1 361 6110
austria@henleyglobal.com

Bangladesh
+880 9611 88 8647
bangladesh@henleyglobal.com

Canada
+1 514 288 1997
canada@henleyglobal.com

China
+8621 6077 6599
china@henleyglobal.com

Cyprus
+357 2531 1844
cyprus@henleyglobal.com

Dubai (UAE)
+971 4 392 7722
dubai@henleyglobal.com

Grenada
+1 514 288 1997
grenada@henleyglobal.com

Hong Kong
+852 3101 4100
hongkong@henleyglobal.com

India
+9122 6110 0780
india@henleyglobal.com

Indonesia
+62 21 515 7649
indonesia@henleyglobal.com

Latvia
+371 66 05 10 09
latvia@henleyglobal.com

Malaysia
+603 2731 9340
malaysia@henleyglobal.com

Malta
+356 2138 7400
malta@henleyglobal.com

Montenegro
+382 20 674 074
montenegro@henleyglobal.com

Nigeria
+234 12 797 541
nigeria@henleyglobal.com

Pakistan
+9221 3582 6264
pakistan@henleyglobal.com

Philippines
+63 2 8669 2771
philippines@henleyglobal.com

Portugal
+351 213 970 977
portugal@henleyglobal.com

Singapore
+65 6438 7117
singapore@henleyglobal.com

South Africa
+27 21 850 0524
southafrica@henleyglobal.com

South Korea
+82 2 2008 4664
korea@henleyglobal.com

Spain
+34 93 122 2164
spain@henleyglobal.com

Sri Lanka
+94 11 743 0207
srilanka@henleyglobal.com

St. Kitts and Nevis
+1 514 288 1997
stkitts@henleyglobal.com

St. Lucia
+1 514 288 1997
stlucia@henleyglobal.com

Switzerland
+41 44 266 22 22
switzerland@henleyglobal.com

Thailand
+662 126 8147
thailand@henleyglobal.com

Türkiye
+90 212 373 9588
turkey@henleyglobal.com

United Kingdom
+44 207 823 1010
uk@henleyglobal.com

Vietnam
+84 28 3827 1797
vietnam@henleyglobal.com

For more information, visit henleyglobal.com/passport-index