



The Henley Passport Index is the original and most authoritative ranking of all the world's passports according to the number of destinations their holders can access without a prior visa. The index includes 199 passports and 227 travel destinations, giving users the most extensive and reliable information about their global access and mobility.

With historical data spanning 18 years and regularly updated expert analysis on the latest shifts in passport power, the index is an invaluable resource for global citizens and the standard reference tool for government policy in this field.

Powered by
International Air Transport Association



Robust, reliable, and accurate

The ranking is based on exclusive data from the [International Air Transport Association \(IATA\)](#), which maintains the world’s largest and most accurate database of travel information, and is enhanced by the *Henley & Partners* Research Department.

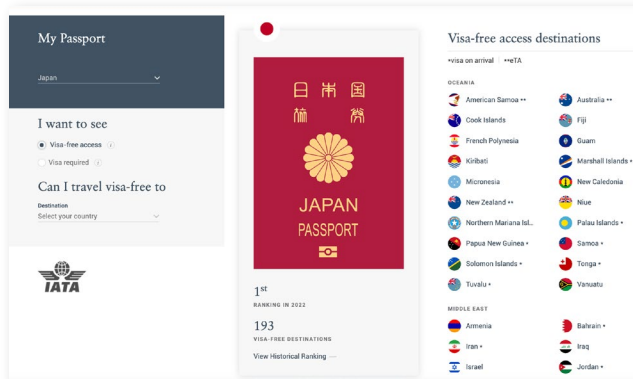
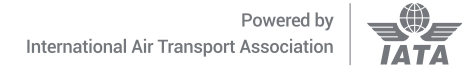
The index’s scoring system was developed to give users a nuanced, practical, and reliable overview of their passport’s power. Each passport is scored on the total number of destinations that the holder can access visa-free. For each travel destination, if no visa is required, then a score of 1 is allocated for that passport. This also applies if passport holders can obtain a visa on arrival, a visitor’s permit, or an electronic travel authority (ETA) upon entry.

Where a visa is required, or where a passport holder must apply for a government-approved electronic visa (e-Visa) before departure, a score of 0 is assigned. The same applies if they need pre-departure approval for a visa on arrival.

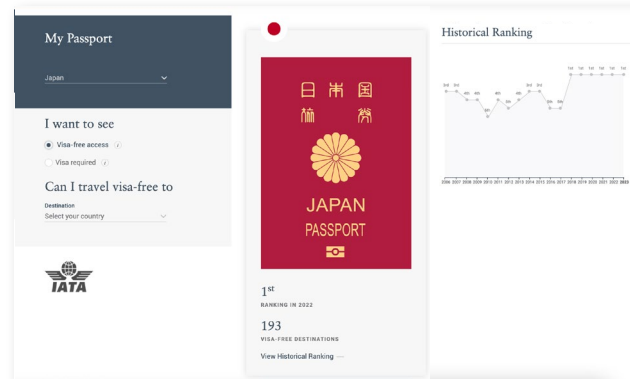
Explore the world

As well as discovering the strength of your own passport, www.henleyglobal.com/passport-index allows you to compare your passport to others, find out the differences in visa-free access, and see where your passport ranks regionally and globally.

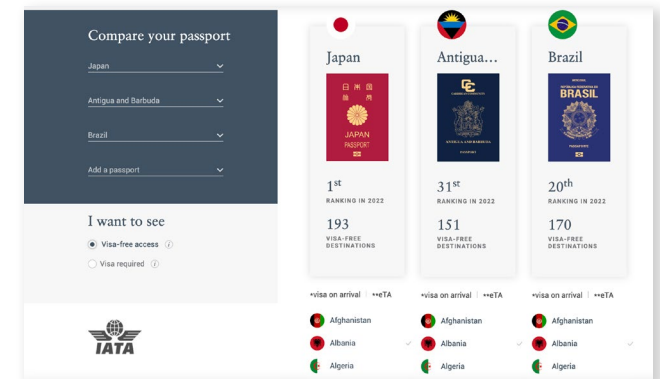
www.henleyglobal.com/passport-index also gives you access to 18 years’ worth of historical data, so you can see how the strength of your passport has changed over the years and view the top climbers and fallers on the index.



Find out where you can travel visa-free



View your passport’s ranking over 18 years



Compare your passport power

Rank	Passport	Visa-free score
1	Japan	193
2	Singapore	192
	South Korea	
3	Germany	190
	Spain	
4	Finland	189
	Italy	
	Luxembourg	
5	Austria	188
	Denmark	
	Netherlands	
	Sweden	
6	France	187
	Ireland	
	Portugal	
	United Kingdom	
7	Belgium	186
	Czech Republic	
	New Zealand	
	Norway	
	Switzerland	
	United States	
8	Australia	185
	Canada	
	Greece	
	Malta	
9	Hungary	184
	Poland	
10	Lithuania	183
	Slovakia	
11	Latvia	182
	Slovenia	
12	Estonia	181
13	Iceland	180
14	Malaysia	179
15	Liechtenstein	178
	United Arab Emirates	
16	Cyprus	177
17	Romania	175
18	Bulgaria	174
	Chile	
	Croatia	
	Monaco	
19	Hong Kong (SAR China)	171
20	Argentina	170
	Brazil	
21	San Marino	169
22	Andorra	168
23	Brunei	166
24	Barbados	163
25	Israel	159
	Mexico	
26	St. Kitts and Nevis	157
27	Bahamas	155
28	Vatican City	154
29	Seychelles	153
	Uruguay	
30	St. Vincent and the Grenadines	152
31	Antigua and Barbuda	151
	Trinidad and Tobago	
32	Costa Rica	150
33	St. Lucia	147
34	Grenada	146
	Mauritius	
35	Dominica	145
	Taiwan (Chinese Taipei)	
36	Macao (SAR China)	144
	Panama	
37	Paraguay	142
38	Peru	136
	Serbia	
39	Colombia	133
	Guatemala	
	Honduras	
40	El Salvador	132
	Samoa	
	Solomon Islands	
41	Tonga	130
42	Venezuela	129
43	Nicaragua	128
	Tuvalu	
44	North Macedonia	125
45	Kiribati	124
	Montenegro	
46	Marshall Islands	123
47	Moldova	121
48	Palau Islands	120
49	Bosnia and Herzegovina	118
	Micronesia	
	Russian Federation	
50	Georgia	116
51	Albania	115
52	Türkiye	110
53	South Africa	106
54	Belize	103
55	Qatar	100
56	Vanuatu	98
57	Kuwait	97
58	Timor-Leste	94
59	Ecuador	92
60	Nauru	90
61	Maldives	89
62	Fiji	88
	Guyana	
63	Bahrain	87
	Botswana	
	Jamaica	
64	Papua New Guinea	83
65	Oman	82
	Saudi Arabia	
66	Bolivia	80
	China	
67	Namibia	79
68	Belarus	78
	Thailand	
69	Lesotho	77
70	Kazakhstan	76
	Suriname	
71	eSwatini	75
72	Malawi	74
73	Kenya	73
74	Tanzania	72
75	Indonesia	71
	Zambia	
76	Azerbaijan	70
	Dominican Republic	
	Tunisia	
77	The Gambia	69
78	Philippines	67
	Uganda	
79	Armenia	66
	Cape Verde Islands	
	Zimbabwe	
80	Cuba	65
	Ghana	
	Morocco	
81	Kyrgyzstan	64
	Sierra Leone	
82	Mongolia	62
	Mozambique	
83	Benin	61
	Rwanda	
84	Sao Tome and Principe	60
	Tajikistan	
85	India	59
	Mauritania	
	Uzbekistan	
86	Burkina Faso	58
87	Cote d'Ivoire	57
	Gabon	
	Senegal	
88	Equatorial Guinea	55
	Guinea	
	Madagascar	
	Togo	
	Vietnam	
89	Cambodia	54
	Mali	
90	Algeria	53
	Bhutan	
	Chad	
	Comoro Islands	
	Egypt	
	Jordan	
	Niger	
	Turkmenistan	
91	Central African Republic	52
	Guinea-Bissau	
92	Angola	51
	Cameroon	
93	Burundi	50
	Laos	
94	Congo (Rep.)	49
	Haiti	
	Liberia	
95	Djibouti	48
96	Myanmar	47
97	Ethiopia	46
	Nigeria	
98	Eritrea	44
	South Sudan	
99	Iran	43
100	Congo (Dem. Rep.)	42
	Lebanon	
	Sri Lanka	
	Sudan	
101	Bangladesh	41
	Kosovo	
	Libya	
102	North Korea	40
103	Nepal	38
	Palestinian Territory	
104	Somalia	35
105	Yemen	34
106	Pakistan	32
107	Syria	30
108	Iraq	29
109	Afghanistan	27

The information provided here reflects the Henley Passport Index ranking on 10 January 2023, and in certain instances, coronavirus-related travel bans may take precedence over the visa information recorded here.

Residence and citizenship by investment programs enable nations to grant residence or citizenship rights to individuals in exchange for a substantial investment.

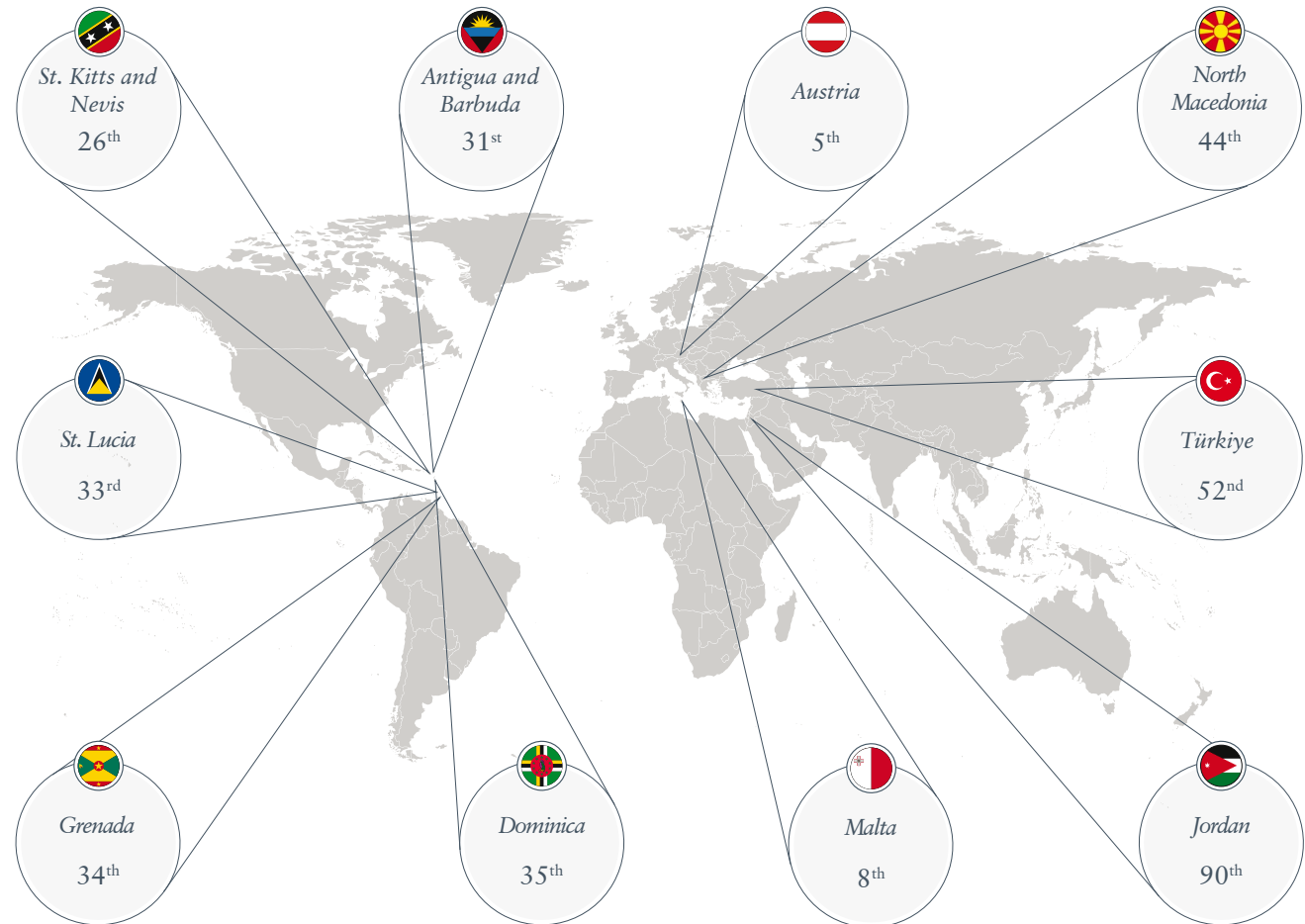
Citizenship by investment refers to the process whereby qualified and carefully vetted candidates are granted full citizenship in exchange for their significant economic contribution to the passport-issuing state.

Residence by investment refers to a similar process, but candidates in this case are granted temporary residence, which can be extended to permanent residence or, in some cases, citizenship at a later stage.

For individuals, the key benefits of holding an alternative passport include expanded travel mobility, access to business and educational opportunities on a global scale, ease of asset diversification, and improved safety and security in a rapidly changing world.

For host countries, the foreign direct investment secured through investment migration programs creates both sovereign and societal value. Debt-free liquidity is injected into the economy, resulting in additional capital flows both to the public sector — encouraging fiscal autonomy, diversifying the economy, and creating employment opportunities — and to the private sector, in the form of investments in existing enterprises, infrastructure, start-ups, and real estate.

More than 100 countries have residence and citizenship by investment legislation in place, and over 60% of EU member states have active programs.



Passport rankings of countries hosting citizenship by investment programs

The information provided here reflects the Henley Passport Index ranking on 10 January 2023, and in certain instances, coronavirus-related travel bans may take precedence over the visa information recorded here.

Austria



Rank: 5th

Substantial contribution

188 destinations

Including Canada, Hong Kong, Japan, Singapore, the UAE, the UK, the USA, and Europe's Schengen Area

Malta



Rank: 8th

EUR 738,000

185 destinations

Including Canada, Hong Kong, Japan, Singapore, the UAE, the UK, the USA, and Europe's Schengen Area

St. Kitts and Nevis



Rank: 26th

USD 125,000

157 destinations

Including Hong Kong, Russia, Singapore, the UK, and Europe's Schengen Area

Antigua and Barbuda



Rank: 31st

USD 100,000

151 destinations

Including Hong Kong, Singapore, the UK, and Europe's Schengen Area

St. Lucia



Rank: 33rd

USD 100,000

147 destinations

Including Hong Kong, Singapore, the UK, and Europe's Schengen Area

Grenada



Rank: 34th

USD 150,000

146 destinations

Including China, Hong Kong, Singapore, the UK, and Europe's Schengen Area

Dominica



Rank: 35th

USD 100,000

145 destinations

Including China, Hong Kong, Singapore, the UK, and Europe's Schengen Area

North Macedonia



Rank: 44th

EUR 200,000

125 destinations

Including Hong Kong, Japan, Singapore, Türkiye, and Europe's Schengen Area

Türkiye



Rank: 52nd

USD 400,000

110 destinations

Including Hong Kong, Japan, and Singapore

Jordan



Rank: 90th

USD 750,000

53 destinations

Including Egypt, Hong Kong, Macao, and Türkiye

The information provided here reflects the Henley Passport Index ranking on 10 January 2023, and in certain instances, coronavirus-related travel bans may take precedence over the visa information recorded here.

*The amounts listed above are the minimum investment required and are subject to change without notice, based on price fluctuations implemented by the governments of the respective program countries.

Henley & Partners is the global leader in residence and citizenship by investment. Each year, hundreds of wealthy individuals and their advisors rely on our expertise and experience in this area. The firm's highly qualified professionals work together as one team in over 35 offices worldwide.

The concept of residence and citizenship by investment was created by Henley & Partners in the 1990s. As globalization has expanded, residence and citizenship have become topics of significant interest among the increasing number of internationally mobile entrepreneurs and investors whom we proudly serve every day.

The firm also runs a leading government advisory practice that has raised more than USD 10 billion in foreign direct investment. Trusted by governments, the firm has been involved in strategic consulting and in the design, set-up, and operation of the world's most successful residence and citizenship programs.

Contact your nearest global office for a free private consultation today.

Antigua and Barbuda
+1 514 288 1997
antigua@henleyglobal.com

Australia
+61 3 8680 2525
australia@henleyglobal.com

Austria
+43 1 361 6110
austria@henleyglobal.com

Canada
+1 514 288 1997
canada@henleyglobal.com

China
+8621 6077 6599
china@henleyglobal.com

Cyprus
+357 2531 1844
cyprus@henleyglobal.com

Dubai (UAE)
+971 4 392 7722
dubai@henleyglobal.com

Grenada
+1 514 288 1997
grenada@henleyglobal.com

Hong Kong
+852 3101 4100
hongkong@henleyglobal.com

Indonesia
+62 21 515 7649
indonesia@henleyglobal.com

Latvia
+371 66 05 10 09
latvia@henleyglobal.com

Malaysia
+603 2731 9340
malaysia@henleyglobal.com

Malta
+356 2138 7400
malta@henleyglobal.com

Montenegro
+382 20 674 074
montenegro@henleyglobal.com

Nigeria
+234 12 797 541
nigeria@henleyglobal.com

Pakistan
+9221 3582 6264
pakistan@henleyglobal.com

Philippines
+63 2 8669 2771
philippines@henleyglobal.com

Portugal
+351 213 970 977
portugal@henleyglobal.com

Qatar
+974 4 410 1573
qatar@henleyglobal.com

Singapore
+65 6438 7117
singapore@henleyglobal.com

South Africa
+27 21 850 0524
southafrica@henleyglobal.com

South Korea
+82 2 2008 4664
korea@henleyglobal.com

Spain
+34 93 122 2164
spain@henleyglobal.com

St. Kitts and Nevis
+1 514 288 1997
stkitts@henleyglobal.com

St. Lucia
+1 514 288 1997
stlucia@henleyglobal.com

Switzerland
+41 44 266 22 22
switzerland@henleyglobal.com

Thailand
+662 126 8147
thailand@henleyglobal.com

Türkiye
+90 212 373 9588
turkey@henleyglobal.com

United Kingdom
+44 207 823 1010
uk@henleyglobal.com

Vietnam
+84 28 3827 1797
vietnam@henleyglobal.com

For more information, visit henleyglobal.com/passport-index