



The Henley Passport Index is the original and most authoritative ranking of all the world's passports according to the number of destinations their holders can access without a prior visa. The index includes 199 passports and 227 travel destinations, giving users the most extensive and reliable information about their global access and mobility.

With historical data spanning 18 years and regularly updated expert analysis on the latest shifts in passport power, the index is an invaluable resource for global citizens and the standard reference tool for government policy in this field.

Powered by  
International Air Transport Association



### Robust, reliable, and accurate

The ranking is based on exclusive data from the [International Air Transport Association \(IATA\)](https://www.iata.org/), which maintains the world's largest and most accurate database of travel information, and is enhanced by the Henley & Partners Research Department.

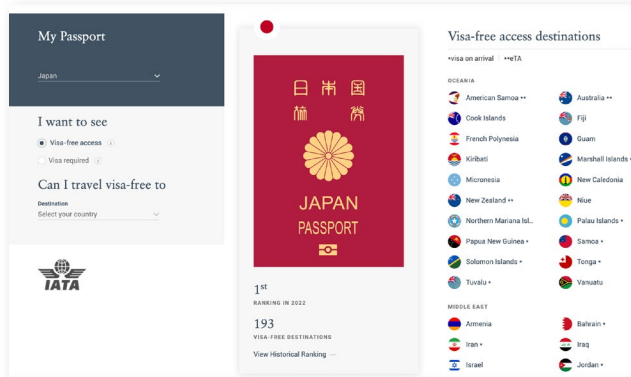
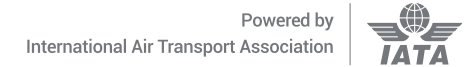
The index's scoring system was developed to give users a nuanced, practical, and reliable overview of their passport's power. Each passport is scored on the total number of destinations that the holder can access visa-free. For each travel destination, if no visa is required, then a score of 1 is allocated for that passport. This also applies if passport holders can obtain a visa on arrival, a visitor's permit, or an electronic travel authority (ETA) upon entry.

Where a visa is required, or where a passport holder must apply for a government-approved electronic visa (e-Visa) before departure, a score of 0 is assigned. The same applies if they need pre-departure approval for a visa on arrival.

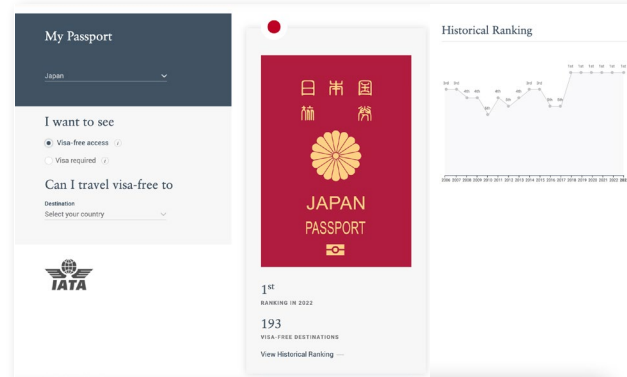
### Explore the world

As well as discovering the strength of your own passport, [www.henleyglobal.com/passport-index](https://www.henleyglobal.com/passport-index) allows you to compare your passport to others, find out the differences in visa-free access, and see where your passport ranks regionally and globally.

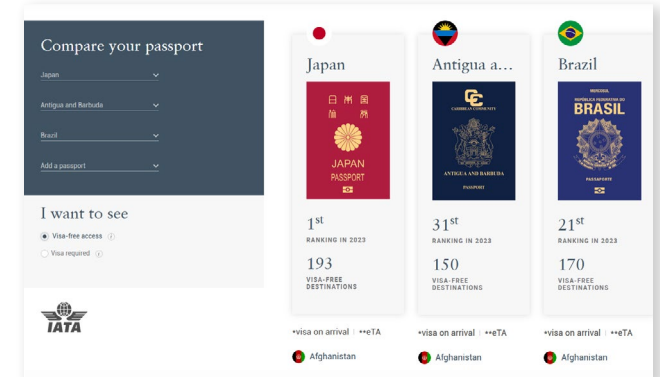
[www.henleyglobal.com/passport-index](https://www.henleyglobal.com/passport-index) also gives you access to 18 years' worth of historical data, so you can see how the strength of your passport has changed over the years and view the top climbers and fallers on the index.



Find out where you can travel visa-free



View your passport's ranking over 18 years



Compare your passport power

Rank	Passport	Visa-free score
1	Japan Singapore	193
2	South Korea	192
3	Germany Spain	191
4	Finland Italy Luxembourg	190
5	Austria Denmark Netherlands Sweden	189
6	France Ireland Portugal United Kingdom	188
7	Belgium Czech Republic New Zealand Norway Switzerland United States	187
8	Australia Canada Greece Malta	186
9	Hungary Poland	185
10	Lithuania Slovakia	184
11	Latvia Slovenia	183
12	Estonia	182
13	Iceland	181
14	Malaysia	180
15	Liechtenstein	179
16	Cyprus United Arab Emirates	178
17	Romania	176
18	Bulgaria Chile Croatia Monaco	175
19	Hong Kong (SAR China)	172
20	Argentina	171
21	Brazil San Marino	170
22	Andorra	169
23	Brunei	167
24	Barbados	162
25	Israel Mexico	160
26	St. Kitts and Nevis	156
27	Bahamas	155
28	Vatican City	154
29	Seychelles	153
30	Uruguay	151
31	St. Vincent and the Grenadines Antigua and Barbuda Costa Rica Trinidad and Tobago	150
32	Mauritius St. Lucia Taiwan (Chinese Taipei)	146
33	Grenada	145
34	Dominica Macao (SAR China) Ukraine	144
35	Panama	143
36	Paraguay	141
37	Serbia	137
38	Peru	136
39	Colombia Guatemala Honduras	133
40	El Salvador	132
41	Samoa Solomon Islands	131
42	Tonga	129
43	Venezuela	128
44	Nicaragua Tuvalu	127
45	North Macedonia	125
46	Montenegro	124
47	Kiribati	123
48	Marshall Islands	122
49	Moldova	120
50	Palau Islands	119
51	Bosnia and Herzegovina Micronesia Russian Federation	118
52	Albania Georgia	115
53	Türkiye	111
54	South Africa	106
55	Belize	102
56	Qatar	100
57	Kuwait Vanuatu	97
58	Timor-Leste	94
59	Ecuador	92
60	Maldives	89
61	Nauru	89
62	Bahrain Fiji Guyana	87
63	Botswana Jamaica Oman Papua New Guinea Saudi Arabia	86
64	China	81
65	Belarus Bolivia Thailand	79
66	Namibia	78
67	Lesotho Suriname	77
68	Kazakhstan	75
69	eSwatini	74
70	Malawi	73
71	Indonesia Kenya	72
72	Tanzania Tunisia	71
73	Dominican Republic Zambia	70
74	Azerbaijan	69
75	The Gambia	68
76	Philippines	67
77	Uganda	66
78	Armenia Cape Verde Islands Morocco Zimbabwe	65
79	Cuba	64
80	Ghana Sierra Leone	63
81	Kyrgyzstan Mongolia Mozambique	61
82	Benin India Rwanda	60
83	Sao Tome and Principe Tajikistan Uzbekistan	59
84	Mauritania	58
85	Burkina Faso	57
86	Cote d'Ivoire Gabon Senegal	56
87	Equatorial Guinea Guinea Vietnam	55
88	Cambodia Madagascar Togo	54
89	Egypt Jordan Mali Niger	53
90	Algeria Bhutan Central African Republic Chad Comoro Islands Guinea-Bissau Turkmenistan	52
91	Cameroon	51
92	Angola Laos	50
93	Burundi Congo (Rep.) Liberia	49
94	Djibouti Haiti	48
95	Myanmar	47
96	Ethiopia Nigeria	46
97	Eritrea Iran South Sudan	44
98	Congo (Dem. Rep.) Sudan	42
99	Kosovo Lebanon Sri Lanka	41
100	Bangladesh Libya North Korea	40
101	Palestinian Territory	38
102	Nepal	37
103	Somalia	35
104	Yemen	34
105	Pakistan	32
106	Syria	30
107	Iraq	29
108	Afghanistan	27

The information provided here reflects the Henley Passport Index ranking on 19 January 2023, and in certain instances, coronavirus-related travel bans may take precedence over the visa information recorded here.

Residence and citizenship by investment programs enable nations to grant residence or citizenship rights to individuals in exchange for a substantial investment.

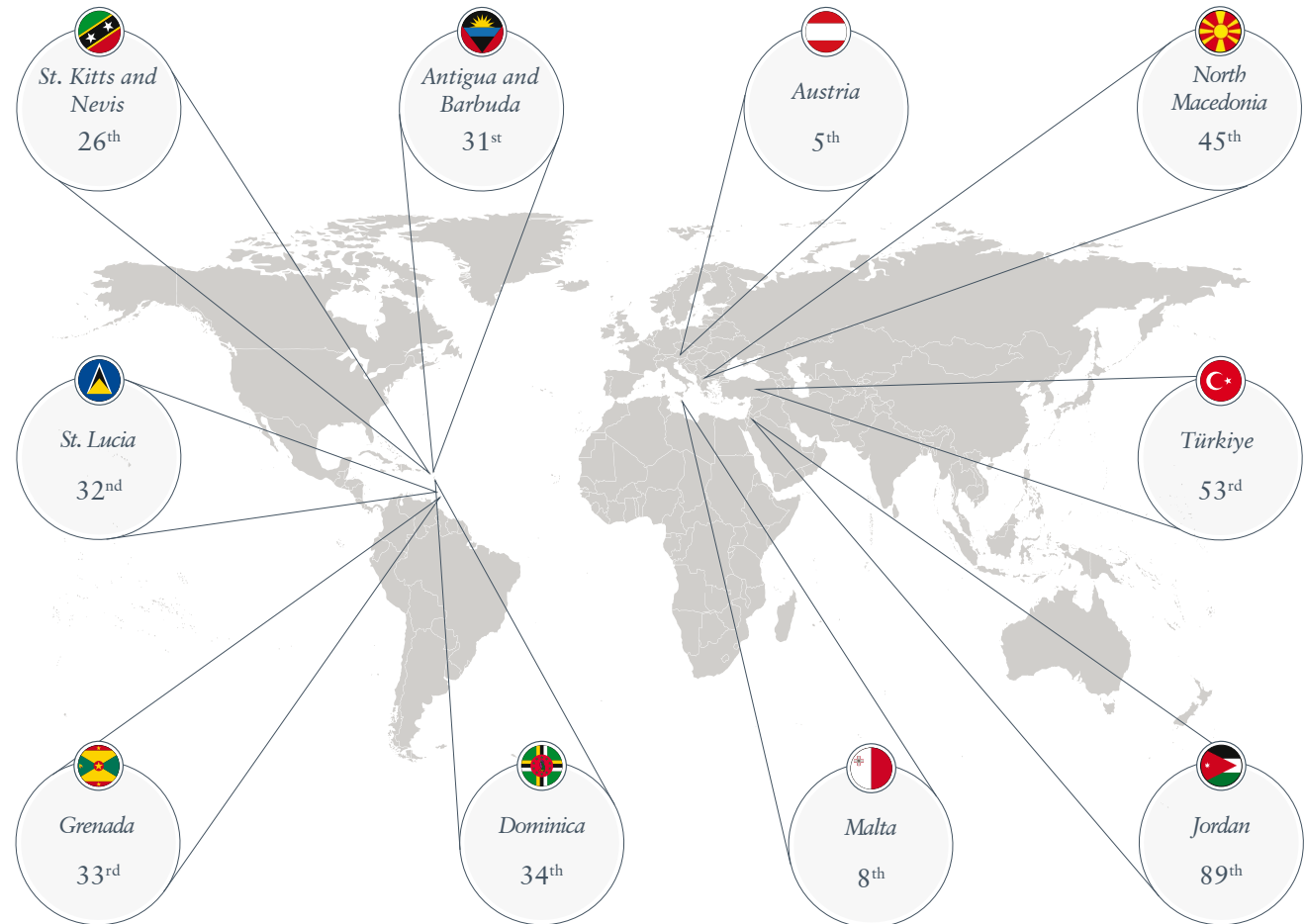
Citizenship by investment refers to the process whereby qualified and carefully vetted candidates are granted full citizenship in exchange for their significant economic contribution to the passport-issuing state.

Residence by investment refers to a similar process, but candidates in this case are granted temporary residence, which can be extended to permanent residence or, in some cases, citizenship at a later stage.

For individuals, the key benefits of holding an alternative passport include expanded travel mobility, access to business and educational opportunities on a global scale, ease of asset diversification, and improved safety and security in a rapidly changing world.

For host countries, the foreign direct investment secured through investment migration programs creates both sovereign and societal value. Debt-free liquidity is injected into the economy, resulting in additional capital flows both to the public sector — encouraging fiscal autonomy, diversifying the economy, and creating employment opportunities — and to the private sector, in the form of investments in existing enterprises, infrastructure, start-ups, and real estate.

More than 100 countries have residence and citizenship by investment legislation in place, and over 60% of EU member states have active programs.



*Passport rankings of countries hosting citizenship by investment programs*

The information provided here reflects the Henley Passport Index ranking on 19 January 2023, and in certain instances, coronavirus-related travel bans may take precedence over the visa information recorded here.

*Austria*



Rank: 5<sup>th</sup>

**Substantial contribution**

**189 destinations**

Including Canada, Hong Kong, Japan, Singapore, the UAE, the UK, the USA, and Europe's Schengen Area

*Malta*



Rank: 8<sup>th</sup>

**EUR 738,000**

**186 destinations**

Including Canada, Hong Kong, Japan, Singapore, the UAE, the UK, the USA, and Europe's Schengen Area

*St. Kitts and Nevis*



Rank: 26<sup>th</sup>

**USD 125,000**

**156 destinations**

Including Hong Kong, Russia, Singapore, the UK, and Europe's Schengen Area

*Antigua and Barbuda*



Rank: 31<sup>st</sup>

**USD 100,000**

**150 destinations**

Including Hong Kong, Singapore, the UK, and Europe's Schengen Area

*St. Lucia*



Rank: 32<sup>nd</sup>

**USD 100,000**

**146 destinations**

Including Hong Kong, Singapore, the UK, and Europe's Schengen Area

*Grenada*



Rank: 33<sup>rd</sup>

**USD 150,000**

**145 destinations**

Including China, Hong Kong, Singapore, the UK, and Europe's Schengen Area

*Dominica*



Rank: 34<sup>th</sup>

**USD 100,000**

**144 destinations**

Including China, Hong Kong, Singapore, the UK, and Europe's Schengen Area

*North Macedonia*



Rank: 45<sup>th</sup>

**EUR 200,000**

**125 destinations**

Including Hong Kong, Japan, Singapore, Türkiye, and Europe's Schengen Area

*Türkiye*



Rank: 53<sup>rd</sup>

**USD 400,000**

**111 destinations**

Including Hong Kong, Japan, and Singapore

*Jordan*



Rank: 89<sup>th</sup>

**USD 750,000**

**53 destinations**

Including Egypt, Hong Kong, Macao, and Türkiye

The information provided here reflects the Henley Passport Index ranking on 19 January 2023, and in certain instances, coronavirus-related travel bans may take precedence over the visa information recorded here.

\*The amounts listed above are the minimum investment required and are subject to change without notice, based on price fluctuations implemented by the governments of the respective program countries.

Henley & Partners is the global leader in residence and citizenship by investment. Each year, hundreds of wealthy individuals and their advisors rely on our expertise and experience in this area. The firm's highly qualified professionals work together as one team in over 35 offices worldwide.

The concept of residence and citizenship by investment was created by Henley & Partners in the 1990s. As globalization has expanded, residence and citizenship have become topics of significant interest among the increasing number of internationally mobile entrepreneurs and investors whom we proudly serve every day.

The firm also runs a leading government advisory practice that has raised more than USD 10 billion in foreign direct investment. Trusted by governments, the firm has been involved in strategic consulting and in the design, set-up, and operation of the world's most successful residence and citizenship programs.

Contact your nearest global office for a free private consultation today.

Antigua and Barbuda  
+1 514 288 1997  
antigua@henleyglobal.com

Australia  
+61 3 8680 2525  
australia@henleyglobal.com

Austria  
+43 1 361 6110  
austria@henleyglobal.com

Canada  
+1 514 288 1997  
canada@henleyglobal.com

China  
+8621 6077 6599  
china@henleyglobal.com

Cyprus  
+357 2531 1844  
cyprus@henleyglobal.com

Grenada  
+1 514 288 1997  
grenada@henleyglobal.com

Hong Kong  
+852 3101 4100  
hongkong@henleyglobal.com

Indonesia  
+62 21 515 7649  
indonesia@henleyglobal.com

Israel  
+972 73 284 4500  
israel@henleyglobal.com

Latvia  
+371 66 05 10 09  
latvia@henleyglobal.com

Malaysia  
+603 2731 9340  
malaysia@henleyglobal.com

Malta  
+356 2138 7400  
malta@henleyglobal.com

Montenegro  
+382 20 674 074  
montenegro@henleyglobal.com

Nigeria  
+234 12 797 541  
nigeria@henleyglobal.com

Pakistan  
+9221 3582 6264  
pakistan@henleyglobal.com

Philippines  
+63 2 8669 2771  
philippines@henleyglobal.com

Portugal  
+351 213 970 977  
portugal@henleyglobal.com

Qatar  
+974 4 410 1573  
qatar@henleyglobal.com

Singapore  
+65 6438 7117  
singapore@henleyglobal.com

South Africa  
+27 21 850 0524  
southafrica@henleyglobal.com

South Korea  
+82 2 2008 4664  
korea@henleyglobal.com

Spain  
+34 93 122 2164  
spain@henleyglobal.com

St. Kitts and Nevis  
+1 514 288 1997  
stkitts@henleyglobal.com

St. Lucia  
+1 514 288 1997  
stlucia@henleyglobal.com

Switzerland  
+41 44 266 22 22  
switzerland@henleyglobal.com

Thailand  
+662 126 8147  
thailand@henleyglobal.com

Türkiye  
+90 533 039 6346  
turkey@henleyglobal.com

United Arab Emirates  
+971 4 392 7722  
dubai@henleyglobal.com

United Kingdom  
+44 207 823 1010  
uk@henleyglobal.com

United States of America  
+1 514 288 1997  
usa@henleyglobal.com

Uzbekistan  
+998 93 141 3375  
uzbekistan@henleyglobal.com

Vietnam  
+84 28 3827 1797  
vietnam@henleyglobal.com

For more information, visit [henleyglobal.com/passport-index](https://henleyglobal.com/passport-index)